

Hyphen Table Double

Instructions

Your box should contain

2x Hyphen head



1x Support

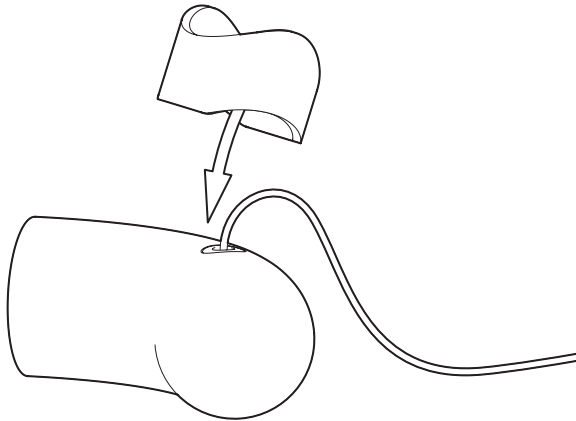


2x cotton gloves

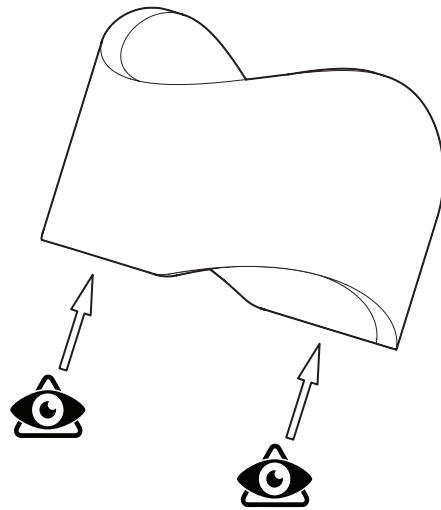


Unpack all components from the box and dispose of the packaging. Please recycle.

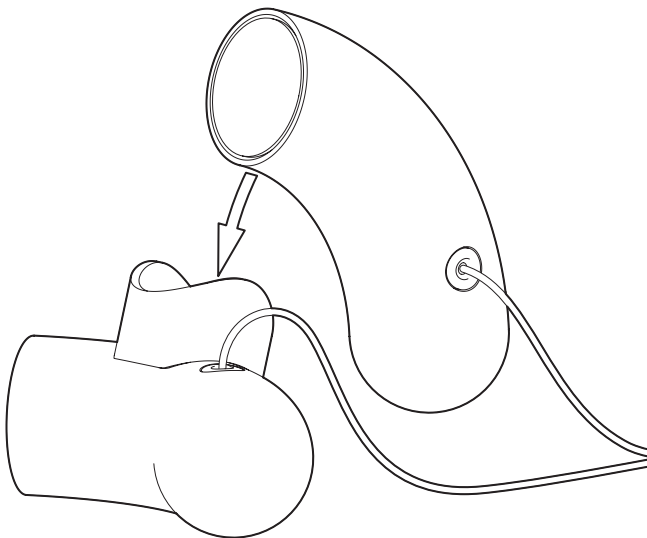
- Put down the first head on a flat and stable surface. Sit the support on the top of the head with a slight angle in the direction where the second head will be.



- Be careful, the flat surfaces of the support go downwards.



- Place the second head on the support.



- Connect the plug to your house outlet. Push one time on the dimmer button to turn on or off the light. Long press on the button to dim up or down.

