

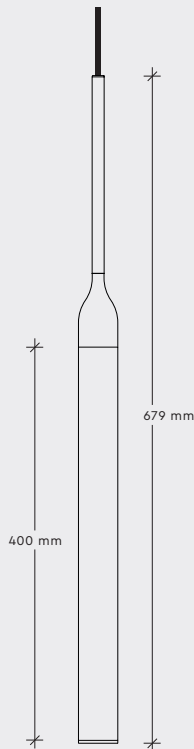


BELL P Alabast 400 Skirt

The BELL P Alabast 400 Skirt pendant is part of the BELL Collection. A collection that includes a broad range of special designed products.

The BELL P Alabast 400 consists of an aluminium or brass head with an alabaster body.

An elegant soft light is emitted through the alabaster stone, creating a cozy atmosphere.





BELL P ALABAST 400

DATA

Collection	BELL
Product	Bell P Alabast 400
Article no.	1A15.6038.xx05.00

SPECIFICATIONS

Weight	0,9 – 1,2 kg
Material	Aluminium and Alabaster
Supply	8W 24Vdc
IP protection grade	IP20
CCT	2700K (nature stone – variation will occur!)
Lumen	250 – 400 lm
Driver	Remote (not included)
Dimmable	yes- depending on remote driver
Labelling	CE
Insulation class	Class III 
Energy Classifications	



ADDITIONAL REQUIREMENTS

Driver (remote) [review CONFIGURATION](#) ➤

This product shall always be powered by SELV LED driver, output voltage of this driver in open circuit must not exceed 60V. Do NOT cover the LED driver

OPTIONAL ACCESSORIES

- 1A00.0500.XX – Storm Small Output
- 1A01.0500.XX – Storm Medium Output

Canopy (driver included) [1A13.6543.xx05 – Canopy C120 24Vdc PC](#) ➤

NOTE

The light source of this light fixture is not replaceable; when the light source reaches its end of life the whole light fixture must be replaced – return to manufacturer.

If the external flexible cable is damaged, it **MUST** be replaced by a special cable exclusively available from the manufacture.

Weathered Brass and Brass Waxed finishes come with a black textile cable. The remaining finishes come with a grey textile cable.



The crossed-out wheeled bin symbol indicates that the item should be disposed of separately from household waste. The item should be handed in for recycling in accordance with local environmental regulations for waste disposal. By separating a marked item from household waste, you will help reduce the volume of waste sent to incinerators or land-fill and minimize any potential negative impact on human health and the environment.

last updated 18 – 01 – 2023



onea.dk



BELL P ALABAST 400

COLOUR CODES

XX - CODES alu/brass



01 - White Grey Textile cable



92 - Black Pearl Grey Textile cable



08 - Mouse Grey Grey Textile cable



38 - Brass Waxed Black Textile cable



37 - Weathered Brass Black Textile cable



IMPORTANT INFORMATION

Installation and mounting must be performed by a certified electrician only, and instructions must be followed.

Always make sure the main power is off during installation. Pay attention to the fixture remarks, and always make sure to use the correct voltage.

CLEANING AND MAINTENANCE:

Use a soft moist cloth for cleaning. No further maintenance is required.

WARRANTY:

If the product is defect, please contact your supplier immediately. Please note that warranty will not apply in case of wrongful use or if unskilled personnel attempts to repair.

COMPONENTS

- BELL P Alabast 400



BELL P ALABAST 400

ASSEMBLY INSTRUCTION

STEP 1

Connect the cables

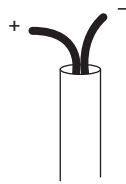
Please refer to Storm Output assembly instructions or other outlet

Make sure to obtain cable strain relief, check power outlet for instructions.

WARNING!

Fixture is low voltage.

Follow the label instructions (+/-) for connection to power supply

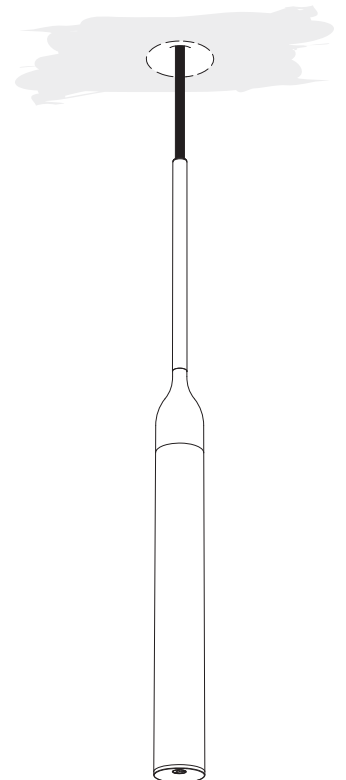
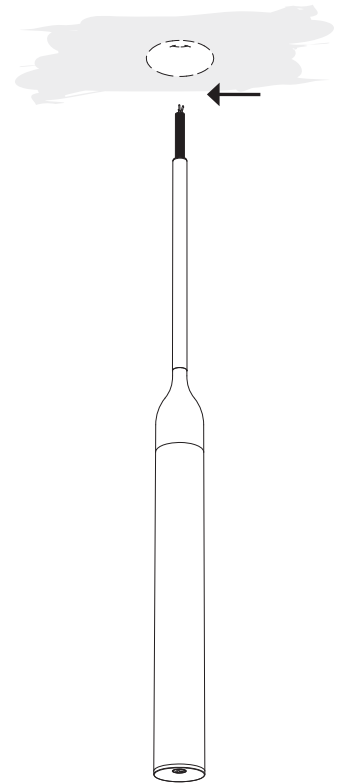


PLEASE NOTE:

Wire colour can variate.

+ (plus) Brown/Red/White

- (minus) Blue/Black



IMPORTANT INFORMATION

Disassembly must be performed by a certified electrician only, and instructions must be followed.

WARRANTY:

If the product is defect, please contact your supplier immediately. Please note that warranty will not apply in case of wrongful use or if unskilled personnel attempts to repair.

BELL P ALABAST 400

DISASSEMBLY INSTRUCTION

STEP 1

Disconnect the cables

Please refer to Storm Output assembly instructions or other outlet

