





# Silo 11

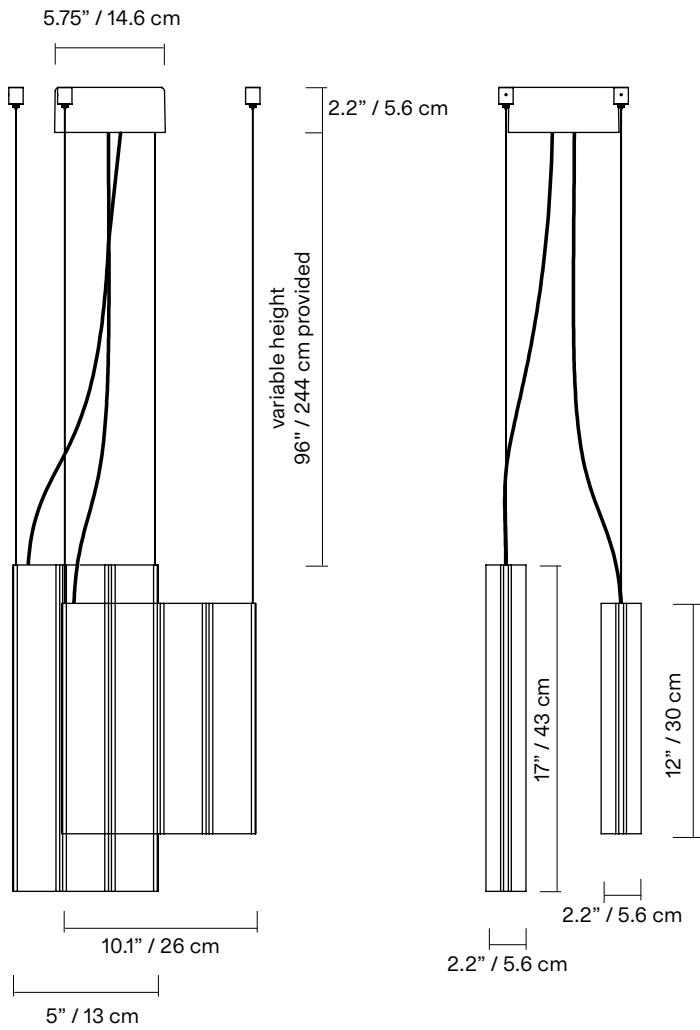
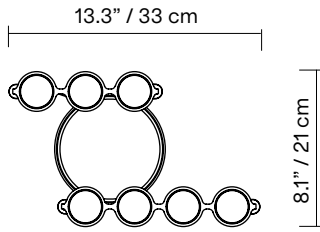


The Silo collection inhabits many worlds at once, creating a striking metaphor for duality. Mysterious yet inviting, the true magic lies in how its rhythmic curves shape light and space around it. Made using custom aluminium extrusions, the modular uplight-downlight creates a theatrical yet sleek composition

<b>TYPE</b>	Suspension
<b>CONSTRUCTION</b>	Powder coated, mirror polished or tumbled aluminum body Powder coated canopy Polycarbonate lens Polyurethane cord
<b>SPECIFICATIONS</b>	Source: LED array, integrated Power consumption: 29.6W  Colour temperature: 3000K 2700K dim to warm 3000K to 2200K dim to warm 2700K to 2200K  Lumen output: 3000K downlight - 826lm 3000K downlight and uplight - 1047lm 2700K downlight - 788lm 2700K downlight and uplight - 998lm  Colour rendering index: $\geq 90$ CRI Colour consistency: 3 SDCM Expected lifetime: $\geq 50\ 000$ h
<b>CONTROL</b>	120/277V on/off, 0-10V, or phase dimming (120V only) 220-240V: On/Off, Phase Dimming, DALI
<b>CORD LENGTH</b>	120" / 304 cm
<b>STAINLESS STEEL CABLE</b>	96" / 244 cm
<b>WEIGHT</b>	SIL3SB - 5.56 lb / 2.3 Kg SIL4SA - 5.49 lb / 2.3 Kg
<b>CERTIFICATIONS</b>	    IP20
<b>WARRANTY</b>	2 years

# Spec Drawings


## Suggested installation



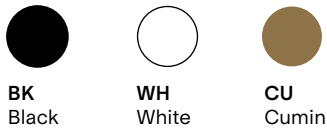
\*dimensions are approximate and may vary slightly

## FINISH

### PALETTE 2



## CORD

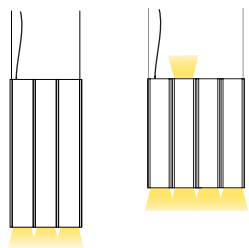


## MOUNTING



**SM**  
Surface mounted

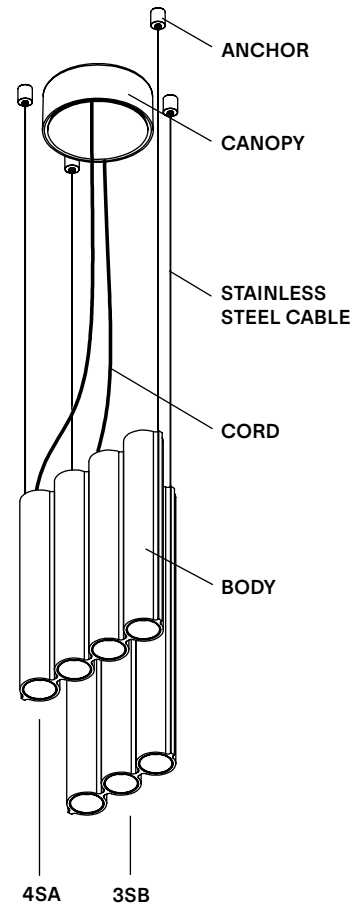
## CONFIGURATION



## NOTES

- Must be installed by an electrician
- Ceiling anchors not meant for slanted ceilings (available upon request)
- LED may only be changed by Lambert & Fils or other authorized personnel
- Not protected against liquids (refer to IP20)
- Additional charges for modifications or for special orders
- Please refer to maintenance sheet on our website for cleaning instructions

## LAMP ANATOMY



		Example	Fill with your selection
<b>COLLECTION</b>	<b>SIL</b> Silo	<b>SIL</b>	<b>SIL</b>
<b>MODEL</b>	<b>11</b>	<b>11</b>	<b>11</b>
<b>BODIES</b> (All choices other than Palette 2 are a monochrome cluster)	<b>P2</b> Palette 2 (3SB in glossy oxblood, 4SA in wrinkled dusty pink) <b>BK</b> Textured black <b>WH</b> Textured white <b>MR</b> Mirror polished aluminum <b>TA</b> Tumbled aluminum <b>BG</b> Textured beige <b>DP</b> Wrinkled dusty pink <b>TC</b> Textured terracotta <b>AU</b> Textured aubergine <b>OB</b> Glossy oxblood <b>MB</b> Textured midnight blue <b>CC</b> Custom colour*	<b>P2</b>	
<b>CORD</b>	<b>BK</b> Black <b>WH</b> White <b>CU</b> Cumin	<b>BK</b>	
<b>CANOPY AND ANCHORS</b>	<b>BK</b> Textured black <b>WH</b> Textured white <b>BG</b> Textured beige <b>DP</b> Wrinkled dusty pink <b>TC</b> Textured terracotta <b>AU</b> Textured aubergine <b>OB</b> Glossy oxblood <b>MB</b> Textured midnight blue <b>CC</b> Custom colour*	<b>BK</b>	
<b>MOUNTING</b>	<b>SM</b> Surface mounted	<b>SM</b>	<b>SM</b>
<b>COLOUR TEMPERATURE (CCT)</b>	<b>WL</b> Warm light (2700K) <b>NL</b> Neutral light (3000K) <b>D27</b> Dim to warm (2700K-2200K) <b>D30</b> Dim to warm (3000K-2200K) <b>CCT</b> Other CCT available upon request**	<b>WL</b>	
<b>DIMMING</b>	<b>ZT</b> 0-10V (120VAC only) <b>PH</b> Phase dimming <b>DA</b> DALI (220-240VAC only)	<b>ZT</b>	
<b>FULL SKU</b>		<b>SIL11P2BKBKSMWLZT</b>	

**NOTES**

\*Custom colour available upon request. Material library on website.

\*\*Specific CCT selection only available in 100k increments, from 2200K to 4000K inclusively and not available with Dim-to-Warm feature.