

IVY 8 PENDANT

FINISH

bronze with satin brass details opal glass shades
bronze with satin brass details smoked glass shades

DIMENSIONS (body of fixture)

1800 x 1000 x 420 mm (w x d x h)

WEIGHT

12kg (26.5lbs)

please ensure ceiling structure is strong enough to support the weight of the light

OVERALL DROP

minimum 695 mm

maximum on request 3445 mm

supplied as per specifications – see page 2

ILLUMINATION

220-240v - 8 x E14 - 25w max (or 4.5w LED 2700k)

110-130v - 8 x E12 - 25w max (or 4.5w LED 2700k)

DIMMING

dimmable bulb required

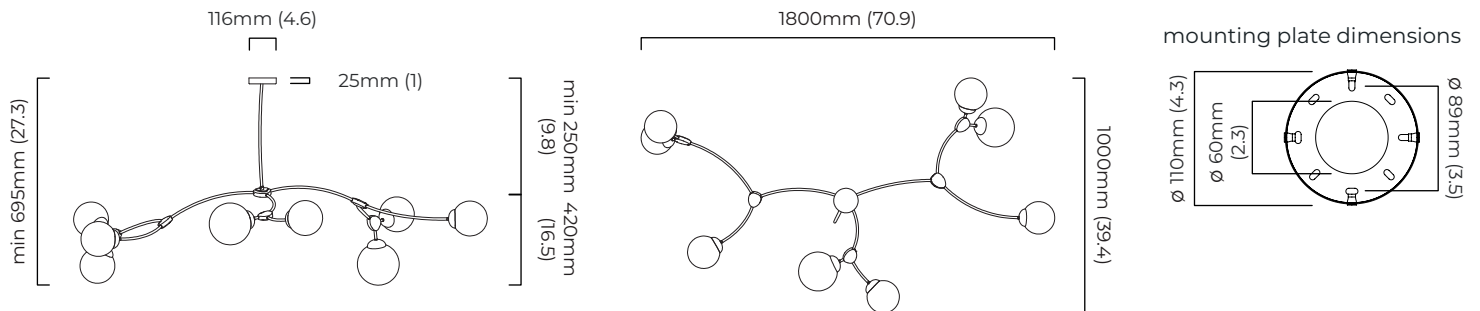
trailing edge dimmable / phase cut (rotary dimmer) - standard

DALI option available (220-240v only)

CEILING ROSE / PLATE

round ceiling rose - \varnothing 116 x 25 mm (dia x h)

CERTIFICATION

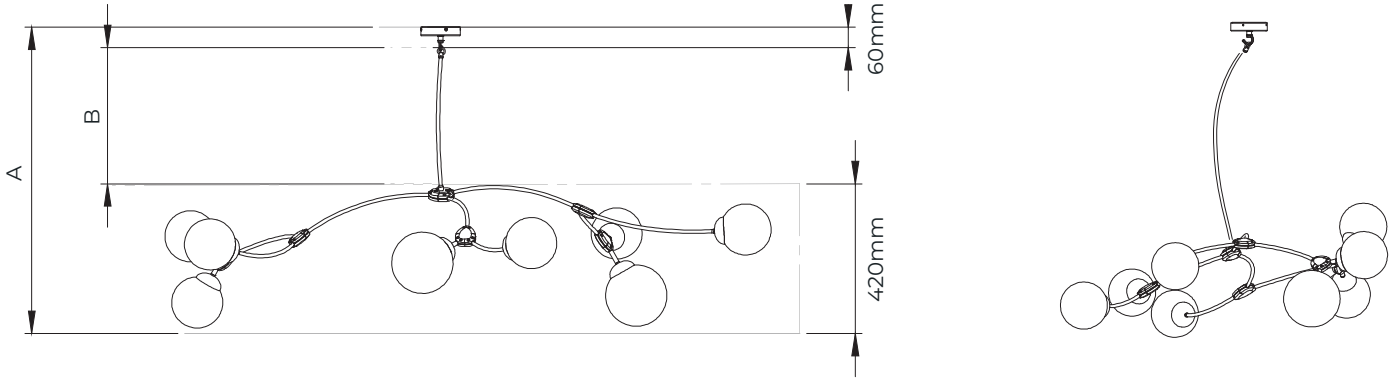


*Diagrams are not to scale.

SKU NUMBER	FINISH DESCRIPTION	VOLTAGE
IVYPE8BZOG-240	bronze with satin brass details opal glass shades	220 - 240V
IVYPE8BZSG-240	bronze with satin brass details smoked glass shades	220 - 240V
IVYPE8BZOG-110	bronze with satin brass details opal glass shades	110 - 130V
IVYPE8BZSG-110	bronze with satin brass details smoked glass shades	110 - 130V

IVY 8 PENDANT

DROP ROD CONFIGURATIONS



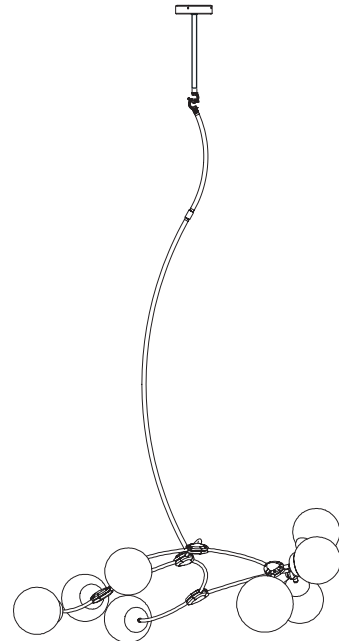
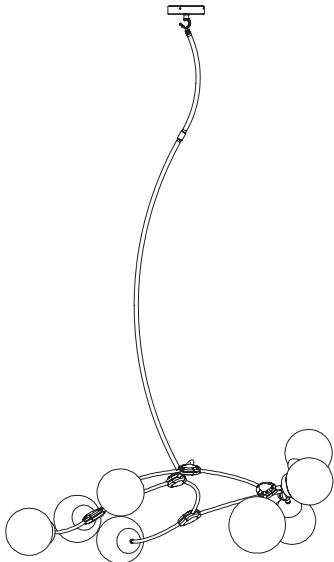
A (overall drop) mm	B (drop rod length) mm
730	250
780	300*
880	400
930	450*
980	500*
1030	550*
1080	600
1130	650*
1230	750*
1280	800
1330	850*
1430	950*
1480	1000*

A (overall drop) inches	B (drop rod length) inches
29	10
31	12*
35	16
36	18*
38	19*
41	22*
42	23
44	25*
49	30*
50	31
52	33*
56	37*
58	39*

Important information: drop rod length can not be adjusted on site.

* Certain lengths require multiple drop rod sections to achieve the overall drop of the light (see below).

*For any light specified with overall drop more than 1480mm in total, the suspension will be consisted of a straight drop rod section and curved section (example below).



IVY 8 PENDANT - DALI-A

FINISH

bronze with satin brass details opal glass shades
bronze with satin brass details smoked glass shades

DIMENSIONS (body of fixture)

1800 x 1000 x 420 mm (w x d x h)

WEIGHT

12kg (26.5lbs)

please ensure ceiling structure is strong enough to support the weight of the light

OVERALL DROP

minimum 695 mm

maximum on request 3445 mm

supplied as per specifications – see page 2

ILLUMINATION

220-240v - 8 x E14 - 25w max (or 4.5w LED 2700k)

DALI converter to be installed in the cavity

DIMMING

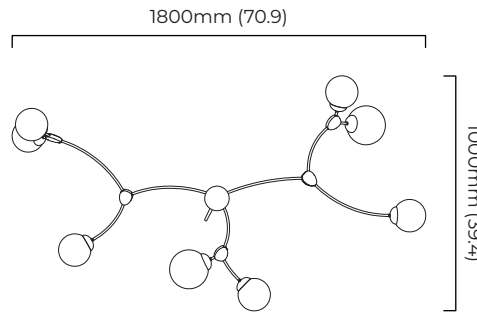
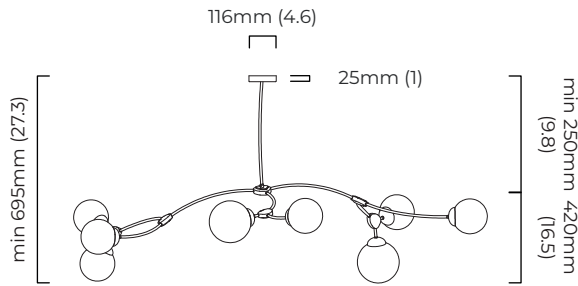
dimmable bulb required

DALI compatible

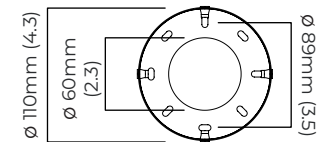
CEILING ROSE / PLATE

round ceiling rose - \varnothing 116 x 25 mm (dia x h)

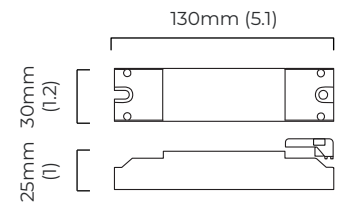
CERTIFICATION



mounting plate dimensions



DALI converter dimensions



*Diagrams are not to scale.

SKU NUMBER	FINISH DESCRIPTION	TYPE OF DALI	VOLTAGE
IVYPE8BZOG-DALIA-240	bronze with satin brass details opal glass shades	DALI A included - For lights that do not require aesthetic alterations. Dali can be fitted in the ceiling/wall cavity	220 - 240V
IVYPE8BZSG-DALIA-240	bronze with satin brass details smoked glass shades	DALI A included - For lights that do not require aesthetic alterations. Dali can be fitted in the ceiling/wall cavity	220 - 240V

IVY 8 PENDANT - DALI-B

FINISH

bronze with satin brass details opal glass shades
bronze with satin brass details smoked glass shades

DIMENSIONS (body of fixture)

1800 x 1000 x 420 mm (w x d x h)

WEIGHT

12kg (26.5lbs)

please ensure ceiling structure is strong enough to support the weight of the light

OVERALL DROP

minimum 705 mm

maximum on request 3455 mm

supplied as per specifications – see page 2

ILLUMINATION

220-240v - 8 x E14 - 25w max (or 4.5w LED 2700k)

DALI converter to be installed in the ceiling rose

DIMMING

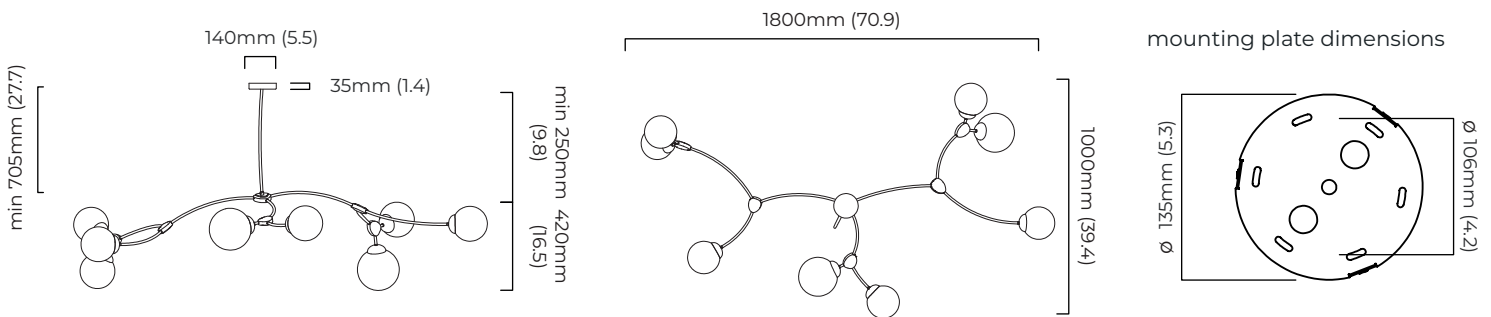
dimmable bulb required

DALI compatible

CEILING ROSE / PLATE

round ceiling rose - \varnothing 140 x 35 mm (dia x h)

CERTIFICATION



*Diagrams are not to scale.

SKU NUMBER	FINISH DESCRIPTION	TYPE OF DALI	VOLTAGE
IYPE8BZOG-DALIB-240	bronze with satin brass details opal glass shades	DALI B included - The light will feature a deeper ceiling/wall rose. For use when there is no space in the existing ceiling/wall cavity	220 - 240V
IYPE8BZSG-DALIB-240	bronze with satin brass details smoked glass shades	DALI B included - The light will feature a deeper ceiling/wall rose. For use when there is no space in the existing ceiling/wall cavity	220 - 240V