

## TORRES PENDANT - CEILING PLATE

### FINISH

bronze  
polished nickel  
antique bronze  
antique bronze with honed alabaster  
bronze with honed alabaster

### DIMENSIONS (body of fixture)

Ø 200 x 205 mm (dia x h)

### WEIGHT

3kg (6.6lbs)

### OVERALL DROP

minimum 232 mm  
maximum on request 6230 mm  
supplied with 1000 mm drop rod

### ILLUMINATION

#### Alabaster Shade

220-240v - 1 x G9 - max 4.5W LED 2700k  
110-130V - 1 x G9 - max 4.5W LED 2700k  
(no bulb supplied)

#### Metal Shade

220-240v - 1 x GU10 - max 9.6W LED 2700k  
110-130V - 1 x GU10 - max 9.6W LED 2700k  
(no bulb supplied)

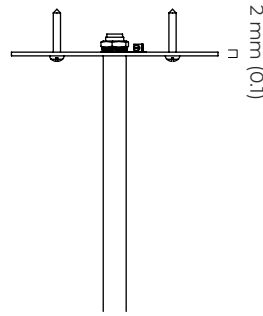
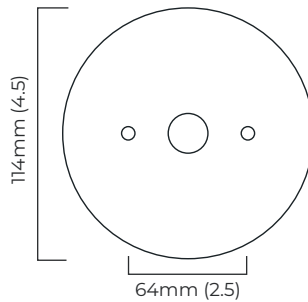
### DIMMING

dimnable bulb required  
trailing edge dimmable / phase cut (rotary dimmer) - standard  
DALI option available (220-240v only)

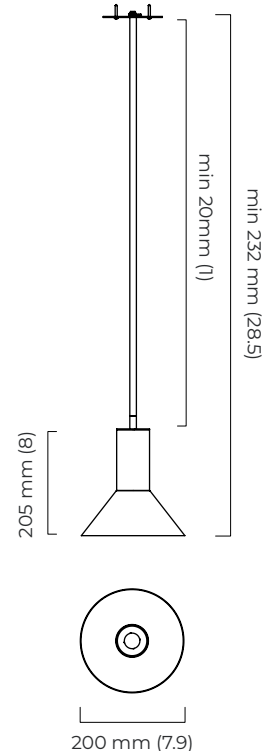
### CEILING ROSE / PLATE

round flat plate - Ø 114 x 2 mm (dia x h)

### CERTIFICATION



mounting plate dimensions



\*Diagrams are not to scale.

SKU NUMBER	FINISH DESCRIPTION	VOLTAGE
TORPEOBZ-CM-240	bronze - GU10	220 - 240V
TORPEOPN-CM-240	polished nickel - GU10	220 - 240V
TORPEOAB-CM-240	antique bronze - GU10	220 - 240V
TORPEOABHA44-CM-240	antique bronze with honed alabaster - G9	220 - 240V
TORPEOBZHA44-CM-240	bronze with honed alabaster - G9	220 - 240V
TORPEOBZ-CM-110	bronze - GU10	110 - 130V
TORPEOPN-CM-110	polished nickel - GU10	110 - 130V
TORPEOAB-CM-110	antique bronze - GU10	110 - 130V
TORPEOABHA-CM-110	antique bronze with honed alabaster - G9	110 - 130V
TORPEOBZHA-CM-110	bronze with honed alabaster - G9	110 - 130V

## TORRES PENDANT - CEILING ROSE

### FINISH

bronze  
polished nickel  
antique bronze  
antique bronze with honed alabaster  
bronze with honed alabaster

### DIMENSIONS (body of fixture)

Ø 200 x 205 mm (dia x h)

### WEIGHT

3kg (6.6lbs)

### OVERALL DROP

minimum 250 mm  
maximum on request 6230 mm  
supplied with 1000 mm drop rod

### ILLUMINATION

#### Alabaster Shade

220-240v - 1 x G9 - max 4.5W LED 2700k  
110-130V - 1 x G9 - max 4.5W LED 2700k  
(no bulb supplied)

#### Metal Shade

220-240v - 1 x GU10 - max 9.6W LED 2700k  
110-130V - 1 x GU10 - max 9.6W LED 2700k  
(no bulb supplied)

### DIMMING

dimnable bulb required  
trailing edge dimmable / phase cut (rotary dimmer) - standard  
DALI option available (220-240v only)

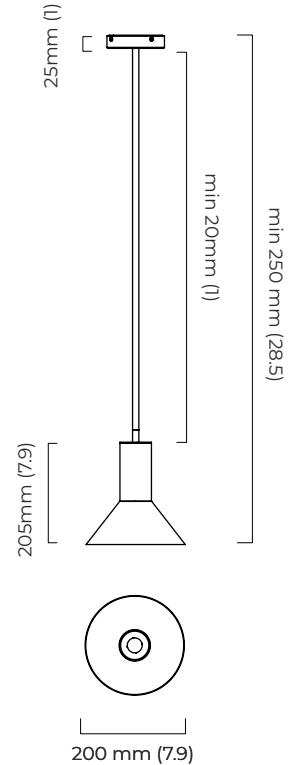
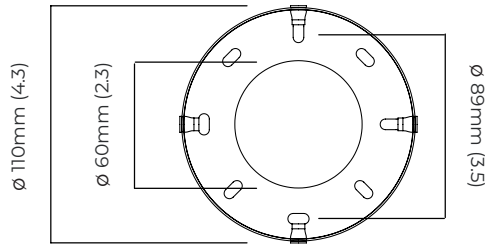
### CEILING ROSE / PLATE

round ceiling rose - Ø 116 x 25 mm (dia x h)

### CERTIFICATION



mounting plate dimensions



SKU NUMBER	FINISH DESCRIPTION	VOLTAGE
TORPEOBZ-CR-240	bronz - GU10	220 - 240V
TORPEOPN-CR-240	polished nicke - GU10	220 - 240V
TORPEOAB-CR-240	antique bronze - GU10	220 - 240V
TORPEOABHA44-CR-240	antique bronze with honed alabaster - G9	220 - 240V
TORPEOBZHA44-CR-240	bronze with honed alabaster - G9	220 - 240V
TORPEOBZ-CR-110	bronze - GU10	110 - 130V
TORPEOPN-CR-110	polished nickel - GU10	110 - 130V
TORPEOAB-CR-110	antique bronze - GU10	110 - 130V
TORPEOABHA-CR-110	antique bronze with honed alabaster - G9	110 - 130V
TORPEOBZHA-CR-110	bronze with honed alabaster - G9	110 - 130V

\*Diagrams are not to scale.

## TORRES PENDANT - CEILING PLATE - DALI-A

### FINISH

bronze  
polished nickel  
antique bronze  
antique bronze with honed alabaster  
bronze with honed alabaster

### DIMENSIONS (body of fixture)

Ø 200 x 205 mm (dia x h)

### WEIGHT

3kg (6.6lbs)

### OVERALL DROP

minimum 232 mm  
maximum on request 6230 mm  
supplied with 1000 mm drop rod

### ILLUMINATION

#### Alabaster Shade

220-240v - 1 x G9 - max 4.5W LED 2700k  
(no bulb supplied)

#### Metal Shade

220-240v - 1 x GU10 - max 9.6W LED 2700k  
(no bulb supplied)

### DIMMING

dimnable bulb required  
DALI compatible  
DALI converter to be installed in the cavity

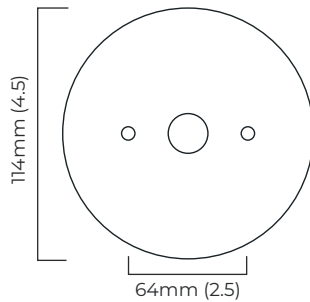
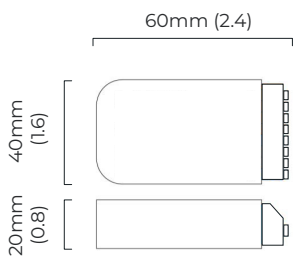
### CEILING ROSE / PLATE

round flat plate - Ø 114 x 2 mm (dia x h)

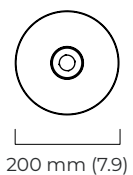
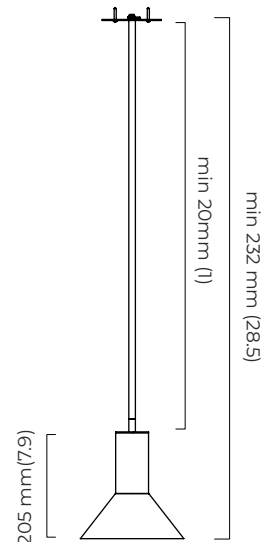
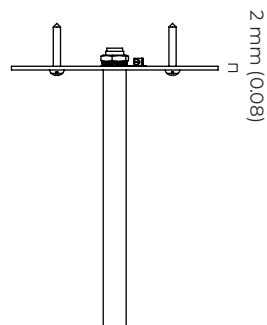
### CERTIFICATION



DALI converter dimensions



mounting plate dimensions



\*Diagrams are not to scale.

SKU NUMBER	FINISH DESCRIPTION	VOLTAGE
TORPEOBZ-CM-DALIA-240	bronze - GU10	220 - 240V
TORPEOPN-CM-DALIA-240	polished nickel - GU10	220 - 240V
TORPEOAB-CM-DALIA-240	antique bronze - GU10	220 - 240V
TORPEOABHA-CM-DALIA-240	antique bronze with honed alabaster - G9	220 - 240V
TORPEOBZHA-CM-DALIA-240	bronze with honed alabaster - G9	220 - 240V

## TORRES PENDANT - CEILING ROSE - DALI-A

### FINISH

bronze  
polished nickel  
antique bronze  
antique bronze with honed alabaster  
bronze with honed alabaster

### DIMENSIONS (body of fixture)

Ø 200 x 205 mm (dia x h)

### WEIGHT

3kg (6.6lbs)

### OVERALL DROP

minimum 250 mm  
maximum on request 6230 mm  
supplied with 1000 mm drop rod

### ILLUMINATION

#### Alabaster Shade

220-240v - 1 x G9 - max 4.5W LED 2700k  
(no bulb supplied)

#### Metal Shade

220-240v - 1 x GU10 - max 9.6W LED 2700k  
(no bulb supplied)

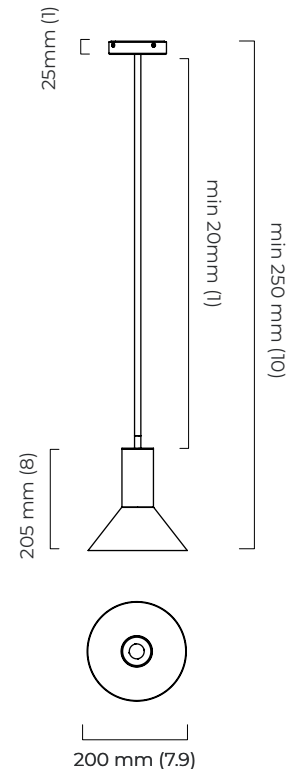
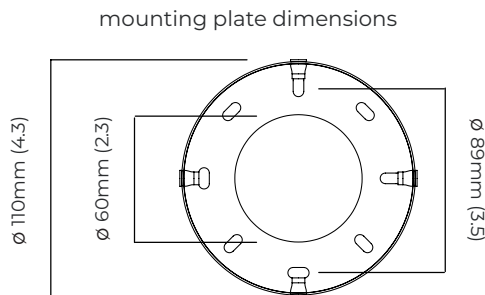
### DIMMING

dimnable bulb required  
DALI compatible  
DALI converter to be installed in the ceiling rose

### CEILING ROSE / PLATE

round flat plate - Ø 116 x 25 mm (dia x h)

### CERTIFICATION



SKU NUMBER	FINISH DESCRIPTION	VOLTAGE
TORPEOBZ-CR-DALIA-240	bronze - GU10	220 - 240V
TORPEOPN-CR-DALIA-240	polished nickel - GU10	220 - 240V
TORPEOAB-CR-DALIA-240	antique bronze - GU10	220 - 240V
TORPEOABHA-CR-DALIA-240	antique bronze with honed alabaster - G9	220 - 240V
TORPEOBZHA-CR-DALIA-240	bronze with honed alabaster - G9	220 - 240V

\*Diagrams are not to scale.